

Re-founded 1555

# Ripon Grammar School

*Helping shape the future since 1555*



Tuesday 8<sup>th</sup> September 2015

Dear parents of 1<sup>st</sup> Form pupils,

## Re: Supporting learning in mathematics

I am writing to explain how your child can support their learning in mathematics through the school's virtual learning environment, SharePoint.

### Logging on to SharePoint

Go to the school's website (<http://www.ripongrammar.co.uk/>) and then choose **HOME ACCESS** from the bottom left of the page (you will probably need to scroll down). It may be necessary to download some software and then your child will need to enter their login details. First form pupils will receive their login details soon.

If your child has difficulty logging on to SharePoint, please ask them to go directly to IT support, which is housed in the bottom floor of the Sani building, and explain their problem.

### Scheme of work

The **Mathematics Scheme of Work** can be accessed from the home **Maths** page of SharePoint. I suggest that pupils download a copy for future reference.

A scheme of work tells teachers what topics to teach, when to teach them and roughly how long to spend on them. Naturally, a teacher may choose to teach the material in a slightly different order and at a slightly different pace according to the group they are teaching.

From the **Contents** tab, all schemes of work can be accessed so that later academic years can go back to revise previous material if they need to do so. First Form pupils need to choose the **Y7 scheme of work** link or the **Y7** worksheet tab at the bottom.

Each scheme of work is set out lesson by lesson, **with clear textbook details**, and each lesson usually has an **e-lesson** attached to it for further reference.

The **Y7 learning objectives** link (**Y7 LO** worksheet tab at the bottom) clearly states what needs to be learnt for each topic and is a useful reference when revising.

### Year 7 page on SharePoint


The **Year 7** page on SharePoint accompanies the course topic-by-topic throughout the academic year. Each topic includes:

Headmaster: Martin Pearman, MA(Oxon), CChem, FRSC

Address: Clothholme Road, Ripon, North Yorkshire HG4 2DG Telephone: (01765) 602647 Facsimile: (01765) 606388

Email: [admin@ripongrammar.co.uk](mailto:admin@ripongrammar.co.uk) Website: [www.ripongrammar.co.uk](http://www.ripongrammar.co.uk)





Re-founded 1555

# Ripon Grammar School

*Helping shape the future since 1555*



**TB:** the textbook unit which pupils may use in class and from which **homework may be set**. It includes **explanations prior to each exercise** which will help pupils should they become stuck.

**Extra:** a set of extra exercises for each topic to give pupils **extra practice** should they need it. This will prove especially **useful when revising** for topic tests and examinations. **Answers are provided** at the end of the document.

**Activities:** a collection of investigational-type tasks that teachers may set for homework as a means to get pupils thinking about a topic before they start it or as a means of reinforcing a topic after it is completed.

**E-lessons:** links that provide **explanations, example questions and exercises** for pupils to complete. The exercises are **self-marking** so pupils can immediately gauge their understanding of the material. Again these will prove very useful when revising.

## Maths Challenge page on SharePoint

From the **Maths** page on SharePoint, clicking on the **Maths Challenge** link takes you to the UKMT page where we house some of our **extension material**. Teachers may set these as exercises for homework or do them in class. However, there is nothing stopping a pupil from doing them at home and then asking their teacher for the answers.

### **Junior – 1<sup>st</sup> and 2<sup>nd</sup> Form**

Intermediate – 3<sup>rd</sup>, 4<sup>th</sup> and 5<sup>th</sup> Form

Senior – Lower 6<sup>th</sup> and Upper 6<sup>th</sup>

After completing the sheets for 1<sup>st</sup> Form, a pupil can move on to the 2<sup>nd</sup> Form questions. Once all questions have been completed for a particular level, a pupil may wish to ask their teacher for the UKMT mentoring material – but be warned, this is not for the faint hearted.

If there is no access to SharePoint at home, a pupil can use the computers at school to get hold of the material. Of course, in addition to the above, pupils can always seek support from their teacher should they reach an immovable point. We hope you find what is detailed above useful as your child studies mathematics at Ripon Grammar School.

Yours sincerely,


Neil White, on behalf of the Mathematics department  
Head of Mathematics

Headmaster: Martin Pearman, MA(Oxon), CChem, FRSC

Address: Clothholme Road, Ripon, North Yorkshire HG4 2DG Telephone: (01765) 602647 Facsimile: (01765) 606388

Email: admin@ripongrammar.co.uk Website: www.ripongrammar.co.uk





Re-founded 1555

# Ripon Grammar School

*Helping shape the future since 1555*



Tuesday 8<sup>th</sup> September 2015

Dear parents of 2<sup>nd</sup> Form pupils,

## Re: Supporting learning in mathematics

I am writing to explain how your child can support their learning in mathematics through the school's virtual learning environment, SharePoint.

### Logging on to SharePoint

Go to the school's website (<http://www.ripongrammar.co.uk/>) and then choose **HOME ACCESS** from the bottom left of the page (you will probably need to scroll down). It may be necessary to download some software and then your child will need to enter their login details.

If your child has difficulty logging on to SharePoint, please ask them to go directly to IT support, which is housed in the bottom floor of the Sani building, and explain their problem.

### Scheme of work

The **Mathematics Scheme of Work** can be accessed from the home **Maths** page of SharePoint. I suggest that pupils download a copy for future reference.

A scheme of work tells teachers what topics to teach, when to teach them and roughly how long to spend on them. Naturally, a teacher may choose to teach the material in a slightly different order and at a slightly different pace according to the group they are teaching.

From the **Contents** tab, all schemes of work can be accessed so that later academic years can go back to revise previous material if they need to do so. Second Form pupils need to choose the **Y8 scheme of work** link or the **Y8** worksheet tab at the bottom.

Each scheme of work is set out lesson by lesson, **with clear textbook details**, and each lesson usually has an **e-lesson** attached to it for further reference.

The **Y8 learning objectives** link (**Y8 LO** worksheet tab at the bottom) clearly states what needs to be learnt for each topic and is a useful reference when revising.

### Year 8 page on SharePoint


The **Year 8** page on SharePoint accompanies the course topic-by-topic throughout the academic year. Each topic includes:

Headmaster: Martin Pearman, MA(Oxon), CChem, FRSC

Address: Clothholme Road, Ripon, North Yorkshire HG4 2DG Telephone: (01765) 602647 Facsimile: (01765) 606388

Email: [admin@ripongrammar.co.uk](mailto:admin@ripongrammar.co.uk) Website: [www.ripongrammar.co.uk](http://www.ripongrammar.co.uk)





Re-founded 1555

# Ripon Grammar School

*Helping shape the future since 1555*



**TB:** the textbook unit which pupils may use in class and from which **homework may be set**. It includes **explanations prior to each exercise** which will help pupils should they become stuck.

**Extra:** a set of extra exercises for each topic to give pupils **extra practice** should they need it. This will prove especially **useful when revising** for topic tests and examinations. **Answers are provided** at the end of the document.

**Activities:** a collection of investigational-type tasks that teachers may set for homework as a means to get pupils thinking about a topic before they start it or as a means of reinforcing a topic after it is completed.

**E-lessons:** links that provide **explanations, example questions and exercises** for pupils to complete. The exercises are **self-marking** so pupils can immediately gauge their understanding of the material. Again these will prove very useful when revising.

## Maths Challenge page on SharePoint

From the **Maths** page on SharePoint, clicking on the **Maths Challenge** link takes you to the UKMT page where we house some of our **extension material**. Teachers may set these as exercises for homework or do them in class. However, there is nothing stopping a pupil from doing them at home and then asking their teacher for the answers.

### **Junior – 1<sup>st</sup> and 2<sup>nd</sup> Form**

Intermediate – 3<sup>rd</sup>, 4<sup>th</sup> and 5<sup>th</sup> Form

Senior – Lower 6<sup>th</sup> and Upper 6<sup>th</sup>

After completing the sheets for 1<sup>st</sup> and 2<sup>nd</sup> Form, a pupil may wish to ask their teacher for the UKMT mentoring material – but be warned, this is not for the faint hearted.

If there is no access to SharePoint at home, a pupil can use the computers at school to get hold of the material. Of course, in addition to the above, pupils can always seek support from their teacher should they reach an immovable point. We hope you find what is detailed above useful as your child studies mathematics at Ripon Grammar School.

Yours sincerely,


Neil White, on behalf of the Mathematics department  
Head of Mathematics

Headmaster: Martin Pearman, MA(Oxon), CChem, FRSC

Address: Clothholme Road, Ripon, North Yorkshire HG4 2DG Telephone: (01765) 602647 Facsimile: (01765) 606388

Email: admin@ripongrammar.co.uk Website: www.ripongrammar.co.uk





Re-founded 1555

# Ripon Grammar School

*Helping shape the future since 1555*



Tuesday 8<sup>th</sup> September 2015

Dear parents of 3<sup>rd</sup> Form pupils,

## Re: Supporting learning in mathematics

I am writing to explain how your child can support their learning in mathematics through the school's virtual learning environment, SharePoint.

### Logging on to SharePoint

Go to the school's website (<http://www.ripongrammar.co.uk/>) and then choose **HOME ACCESS** from the bottom left of the page (you will probably need to scroll down). It may be necessary to download some software and then your child will need to enter their login details.

If your child has difficulty logging on to SharePoint, please ask them to go directly to IT support, which is housed in the bottom floor of the Sani building, and explain their problem.

### Scheme of work

The **Mathematics Scheme of Work** can be accessed from the home **Maths** page of SharePoint. I suggest that pupils download a copy for future reference.

A scheme of work tells teachers what topics to teach, when to teach them and roughly how long to spend on them. Naturally, a teacher may choose to teach the material in a slightly different order and at a slightly different pace according to the group they are teaching.

From the **Contents** tab, all schemes of work can be accessed so that later academic years can go back to revise previous material if they need to do so. Third Form pupils need to choose the **Y9 scheme of work** link or the **Y9** worksheet tab at the bottom.

Each scheme of work is set out lesson by lesson, **with clear textbook details**, and each lesson usually has a **MyMaths** link attached to it for further reference. There are two columns of MyMaths links: the first one gives explanations and has worked examples, while the second column (**OH**) is the **online homework** that has a series of questions for pupils to attempt. For the online homework questions, pupils can enter their login details if their teacher has provided them or they can access the questions by clicking **Next**. Once completed, pupils click on **Markit** to find out how they did. The login details for MyMaths are below:

**Login:** ripongs

**Password:** cylinder


Headmaster: Martin Pearman, MA(Oxon), CChem, FRSC

Address: Clothholme Road, Ripon, North Yorkshire HG4 2DG Telephone: (01765) 602647 Facsimile: (01765) 606388

Email: [admin@ripongrammar.co.uk](mailto:admin@ripongrammar.co.uk) Website: [www.ripongrammar.co.uk](http://www.ripongrammar.co.uk)







Re-founded 1555

# Ripon Grammar School

*Helping shape the future since 1555*



The **Y9 learning objectives** link (**Y9 LO** worksheet tab at the bottom) clearly states what needs to be learnt for each topic and is a useful reference when revising.

## GCSE page on SharePoint

The **GCSE** page on SharePoint accompanies the course topic-by-topic throughout the academic year. Each topic includes:

**E-textbook:** this is a different textbook to the one used in class but pupils may find the explanations, worked examples and exercises useful when revising for topic tests and examinations.

**Past paper questions:** sets of past paper questions that will help pupils become familiarised with the type and style of question asked in the GCSE examination. Again, this will help pupils when preparing for topic tests and examinations.

## Maths Challenge page on SharePoint

From the **Maths** page on SharePoint, clicking on the **Maths Challenge** link takes you to the UKMT page where we house some of our **extension material**. Teachers may set these as exercises for homework or do them in class. However, there is nothing stopping a pupil from doing them at home and then asking their teacher for the answers.

Junior – 1<sup>st</sup> and 2<sup>nd</sup> Form

**Intermediate – 3<sup>rd</sup>, 4<sup>th</sup> and 5<sup>th</sup> Form**

Senior – Lower 6<sup>th</sup> and Upper 6<sup>th</sup>

After completing the sheets for 3<sup>rd</sup> Form, a pupil can move on to the 4<sup>th</sup> and 5<sup>th</sup> Form questions. Once all questions have been completed for a particular level, a pupil may wish to ask their teacher for the UKMT mentoring material – but be warned, this is not for the faint hearted.

If there is no access to SharePoint at home, a pupil can use the computers at school to get hold of the material. Of course, in addition to the above, pupils can always seek support from their teacher should they reach an immovable point. We hope you find what is detailed above useful as your child studies mathematics at Ripon Grammar School.

Yours sincerely,


Neil White, on behalf of the Mathematics department  
Head of Mathematics

Headmaster: Martin Pearman, MA(Oxon), CChem, FRSC

Address: Clothholme Road, Ripon, North Yorkshire HG4 2DG Telephone: (01765) 602647 Facsimile: (01765) 606388

Email: admin@ripongrammar.co.uk Website: www.ripongrammar.co.uk





Re-founded 1555

# Ripon Grammar School

*Helping shape the future since 1555*



Tuesday 8<sup>th</sup> September 2015

Dear parents of 4<sup>th</sup> Form pupils,

## Re: Supporting learning in mathematics

I am writing to explain how your child can support their learning in mathematics through the school's virtual learning environment, SharePoint.

### Logging on to SharePoint

Go to the school's website (<http://www.ripongrammar.co.uk/>) and then choose **HOME ACCESS** from the bottom left of the page (you will probably need to scroll down). It may be necessary to download some software and then your child will need to enter their login details.

If your child has difficulty logging on to SharePoint, please ask them to go directly to IT support, which is housed in the bottom floor of the Sani building, and explain their problem.

### Scheme of work

The **Mathematics Scheme of Work** can be accessed from the home **Maths** page of SharePoint. I suggest that pupils download a copy for future reference.

A scheme of work tells teachers what topics to teach, when to teach them and roughly how long to spend on them. Naturally, a teacher may choose to teach the material in a slightly different order and at a slightly different pace according to the group they are teaching.

From the **Contents** tab, all schemes of work can be accessed so that later academic years can go back to revise previous material if they need to do so. Fourth Form pupils need to choose the **Y10 scheme of work** link or the **Y10** worksheet tab at the bottom.

Each scheme of work is set out lesson by lesson, **with clear textbook details**, and each lesson usually has a **MyMaths** link attached to it for further reference. There are two columns of MyMaths links: the first one gives explanations and has worked examples, while the second column (**OH**) is the **online homework** that has a series of questions for pupils to attempt. For the online homework questions, pupils can enter their login details if their teacher has provided them or they can access the questions by clicking **Next**. Once completed, pupils click on **Markit** to find out how they did. The login details for MyMaths are below:

**Login:** ripongs


**Password:** cylinder

Headmaster: Martin Pearman, MA(Oxon), CChem, FRSC

Address: Clothholme Road, Ripon, North Yorkshire HG4 2DG Telephone: (01765) 602647 Facsimile: (01765) 606388

Email: [admin@ripongrammar.co.uk](mailto:admin@ripongrammar.co.uk) Website: [www.ripongrammar.co.uk](http://www.ripongrammar.co.uk)





Re-founded 1555

# Ripon Grammar School

*Helping shape the future since 1555*



The **Y10 learning objectives** link (**Y10 LO** worksheet tab at the bottom) clearly states what needs to be learnt for each topic and is a useful reference when revising.

## GCSE page on SharePoint

The **GCSE** page on SharePoint accompanies the course topic-by-topic throughout the academic year. Each topic includes:

**E-textbook:** this is a different textbook to the one used in class but pupils may find the explanations, worked examples and exercises useful when revising for topic tests and examinations.

**Past paper questions:** sets of past paper questions that will help pupils become familiarised with the type and style of question asked in the GCSE examination. Again, this will help pupils when preparing for topic tests and examinations.

## Maths Challenge page on SharePoint

From the **Maths** page on SharePoint, clicking on the **Maths Challenge** link takes you to the UKMT page where we house some of our **extension material**. Teachers may set these as exercises for homework or do them in class. However, there is nothing stopping a pupil from doing them at home and then asking their teacher for the answers.

Junior – 1<sup>st</sup> and 2<sup>nd</sup> Form

**Intermediate – 3<sup>rd</sup>, 4<sup>th</sup> and 5<sup>th</sup> Form**

Senior – Lower 6<sup>th</sup> and Upper 6<sup>th</sup>

After completing the sheets for 3<sup>rd</sup> and 4<sup>th</sup> Form, a pupil can move on to the 5<sup>th</sup> Form questions. Once all questions have been completed for a particular level, a pupil may wish to ask their teacher for the UKMT mentoring material – but be warned, this is not for the faint hearted.

If there is no access to SharePoint at home, a pupil can use the computers at school to get hold of the material. Of course, in addition to the above, pupils can always seek support from their teacher should they reach an immovable point. We hope you find what is detailed above useful as your child studies mathematics at Ripon Grammar School.

Yours sincerely,

Neil White, on behalf of the Mathematics department  
Head of Mathematics


Headmaster: Martin Pearman, MA(Oxon), CChem, FRSC

Address: Clothholme Road, Ripon, North Yorkshire HG4 2DG Telephone: (01765) 602647 Facsimile: (01765) 606388

Email: admin@ripongrammar.co.uk Website: www.ripongrammar.co.uk







Re-founded 1555

# Ripon Grammar School

*Helping shape the future since 1555*



Tuesday 8<sup>th</sup> September 2015

Dear parents of 5<sup>th</sup> Form pupils,

## Re: Supporting learning in mathematics

I am writing to explain how your child can support their learning in mathematics through the school's virtual learning environment, SharePoint.

### Logging on to SharePoint

Go to the school's website (<http://www.ripongrammar.co.uk/>) and then choose **HOME ACCESS** from the bottom left of the page (you will probably need to scroll down). It may be necessary to download some software and then your child will need to enter their login details.

If your child has difficulty logging on to SharePoint, please ask them to go directly to IT support, which is housed in the bottom floor of the Sani building, and explain their problem.

### Scheme of work

The **Mathematics Scheme of Work** can be accessed from the home **Maths** page of SharePoint. I suggest that pupils download a copy for future reference.

A scheme of work tells teachers what topics to teach, when to teach them and roughly how long to spend on them. Naturally, a teacher may choose to teach the material in a slightly different order and at a slightly different pace according to the group they are teaching.

From the **Contents** tab, all schemes of work can be accessed so that later academic years can go back to revise previous material if they need to do so. Fifth Form pupils need to choose the **Y11 scheme of work** link or the **Y11** worksheet tab at the bottom (use the arrow tab buttons in the bottom left of the screen to scroll through the worksheets).

Each scheme of work is set out lesson by lesson, **with clear textbook details**, and each lesson usually has a **MyMaths** link attached to it for further reference. There are two columns of MyMaths links: the first one gives explanations and has worked examples, while the second column (**OH**) is the **online homework** that has a series of questions for pupils to attempt. For the online homework questions, pupils can enter their login details if their teacher has provided them or they can access the questions by clicking **Next**. Once completed, pupils click on **Markit** to find out how they did. The login details for MyMaths are below:

**Login:** ripongs


**Password:** cylinder

Headmaster: Martin Pearman, MA(Oxon), CChem, FRSC

Address: Clothholme Road, Ripon, North Yorkshire HG4 2DG Telephone: (01765) 602647 Facsimile: (01765) 606388

Email: [admin@ripongrammar.co.uk](mailto:admin@ripongrammar.co.uk) Website: [www.ripongrammar.co.uk](http://www.ripongrammar.co.uk)





Re-founded 1555

# Ripon Grammar School

*Helping shape the future since 1555*



The **Y12 learning objectives** link (**Y12 L1** worksheet tab at the bottom) clearly states what needs to be learnt for each topic and is a useful reference when revising.

## GCSE page on SharePoint

The **GCSE** page on SharePoint accompanies the course topic-by-topic throughout the academic year. Each topic includes:

**E-textbook:** this is a different textbook to the one used in class but pupils may find the explanations, worked examples and exercises useful when revising for topic tests and examinations.

**Past paper questions:** sets of past paper questions that will help pupils become familiarised with the type and style of question asked in the GCSE examination. Again, this will help pupils when preparing for topic tests and examinations.

## Maths Challenge page on SharePoint

From the **Maths** page on SharePoint, clicking on the **Maths Challenge** link takes you to the UKMT page where we house some of our **extension material**. Teachers may set these as exercises for homework or do them in class. However, there is nothing stopping a pupil from doing them at home and then asking their teacher for the answers.

Junior – 1<sup>st</sup> and 2<sup>nd</sup> Form

**Intermediate – 3<sup>rd</sup>, 4<sup>th</sup> and 5<sup>th</sup> Form**

Senior – Lower 6<sup>th</sup> and Upper 6<sup>th</sup>

After completing the sheets for 3<sup>rd</sup>, 4<sup>th</sup> and 5<sup>th</sup> Form, a pupil may wish to ask their teacher for the UKMT mentoring material – but be warned, this is not for the faint hearted.

If there is no access to SharePoint at home, a pupil can use the computers at school to get hold of the material. Of course, in addition to the above, pupils can always seek support from their teacher should they reach an immovable point. We hope you find what is detailed above useful as your child studies mathematics at Ripon Grammar School.

Yours sincerely,


Neil White, on behalf of the Mathematics department  
Head of Mathematics

Headmaster: Martin Pearman, MA(Oxon), CChem, FRSC

Address: Clothholme Road, Ripon, North Yorkshire HG4 2DG Telephone: (01765) 602647 Facsimile: (01765) 606388

Email: admin@ripongrammar.co.uk Website: www.ripongrammar.co.uk





Re-founded 1555

# Ripon Grammar School

*Helping shape the future since 1555*



Tuesday 8<sup>th</sup> September 2015

Dear parents of Upper 6<sup>th</sup> Form pupils,

## Re: Supporting learning in mathematics

I am writing to explain how your child can support their learning in mathematics through the school's virtual learning environment, SharePoint.

### Logging on to SharePoint

Go to the school's website (<http://www.ripongrammar.co.uk/>) and then choose **HOME ACCESS** from the bottom left of the page (you will probably need to scroll down). It may be necessary to download some software and then your child will need to enter their login details.

If your child has difficulty logging on to SharePoint, please ask them to go directly to IT support, which is housed in the bottom floor of the Sani building, and explain their problem.

### Scheme of work

The **Mathematics Scheme of Work** can be accessed from the home **Maths** page of SharePoint. I suggest that pupils download a copy for future reference.

A scheme of work tells teachers what topics to teach, when to teach them and roughly how long to spend on them. Naturally, a teacher may choose to teach the material in a slightly different order and at a slightly different pace according to the group they are teaching.

From the **Contents** tab, all schemes of work can be accessed so that later academic years can go back to revise previous material if they need to do so. Upper 6<sup>th</sup> pupils need to choose the **Y13 scheme of work** link or the **Y13** worksheet tab at the bottom (use the arrow tab buttons in the bottom left of the screen to scroll through the worksheets). For further mathematics, choose the **Y13 FM scheme of work** link or the **Y13 FM** worksheet tab


Each scheme of work is set out lesson by lesson and each lesson usually has a **MyMaths** link attached to it for further reference. Alternatively, students can access a whole list of MyMaths links from the **MyMaths (A Level)** tab. There are two columns of MyMaths links: the first one gives explanations and has worked examples, while the second column (**OH**) is the **online homework** that has a series of questions for pupils to attempt. For the online homework questions, pupils can enter their login details if their teacher has provided them or they can access the questions by clicking **Next**. Once completed, pupils click on **Markit** to find out how they did. The login details for MyMaths are below:

Headmaster: Martin Pearman, MA(Oxon), CChem, FRSC

Address: Clothholme Road, Ripon, North Yorkshire HG4 2DG Telephone: (01765) 602647 Facsimile: (01765) 606388

Email: [admin@ripongrammar.co.uk](mailto:admin@ripongrammar.co.uk) Website: [www.ripongrammar.co.uk](http://www.ripongrammar.co.uk)





Re-founded 1555

# Ripon Grammar School

*Helping shape the future since 1555*



**Login:** ripongs

**Password:** cylinder

## A2 page on SharePoint

The **A2** page on SharePoint accompanies the A Level course topic-by-topic throughout the academic year, with students completing the **C3**, **C4** and **M1** modules. Further mathematicians should go to the **FM** page and click on the **FP2**, **FP3**, **M2** and **S2** modules. Each topic includes:

**Solomon Press Sheets:** worksheets of questions on specific topics. Teachers may choose to use these in class or set them as homework.

**Past paper questions:** sets of past paper questions that will help pupils become familiarised with the type and style of question asked in the A2 examination. Again, this will help pupils when preparing for topic tests and examinations.

## Maths Challenge page on SharePoint

From the **Maths** page on SharePoint, clicking on the **Maths Challenge** link takes you to the UKMT page where we house some of our **extension material**. Teachers may set these as exercises for homework or do them in class. However, there is nothing stopping a pupil from doing them at home and then asking their teacher for the answers.

Junior – 1<sup>st</sup> and 2<sup>nd</sup> Form

Intermediate – 3<sup>rd</sup>, 4<sup>th</sup> and 5<sup>th</sup> Form

**Senior – Lower 6<sup>th</sup> and Upper 6<sup>th</sup>**

After completing the sheets for Lower 6<sup>th</sup> and Upper 6<sup>th</sup>, a pupil may wish to ask their teacher for the UKMT mentoring material – but be warned, this is not for the faint hearted.

If there is no access to SharePoint at home, a pupil can use the computers at school to get hold of the material. Of course, in addition to the above, pupils can always seek support from their teacher should they reach an immovable point. We hope you find what is detailed above useful as your child studies mathematics at Ripon Grammar School.

Yours sincerely,

Neil White, on behalf of the Mathematics department  
Head of Mathematics


Headmaster: Martin Pearman, MA(Oxon), CChem, FRSC

Address: Clothholme Road, Ripon, North Yorkshire HG4 2DG Telephone: (01765) 602647 Facsimile: (01765) 606388

Email: admin@riponggrammar.co.uk Website: www.riponggrammar.co.uk







Re-founded 1555

# Ripon Grammar School

*Helping shape the future since 1555*



Tuesday 8<sup>th</sup> September 2015

Dear parents of Lower 6<sup>th</sup> Form pupils,

## Re: Supporting learning in mathematics

I am writing to explain how your child can support their learning in mathematics through the school's virtual learning environment, SharePoint.

### Logging on to SharePoint

Go to the school's website (<http://www.ripongrammar.co.uk/>) and then choose **HOME ACCESS** from the bottom left of the page (you will probably need to scroll down). It may be necessary to download some software and then your child will need to enter their login details.

If your child has difficulty logging on to SharePoint, please ask them to go directly to IT support, which is housed in the bottom floor of the Sani building, and explain their problem.

### Scheme of work

The **Mathematics Scheme of Work** can be accessed from the home **Maths** page of SharePoint. I suggest that pupils download a copy for future reference.

A scheme of work tells teachers what topics to teach, when to teach them and roughly how long to spend on them. Naturally, a teacher may choose to teach the material in a slightly different order and at a slightly different pace according to the group they are teaching.

From the **Contents** tab, all schemes of work can be accessed so that later academic years can go back to revise previous material if they need to do so. Lower 6<sup>th</sup> pupils need to choose the **Y12 scheme of work** link or the **Y12** worksheet tab at the bottom (use the arrow tab buttons in the bottom left of the screen to scroll through the worksheets). For further mathematics, choose the **Y12 FM scheme of work** link or the **Y12 FM** worksheet tab

Each scheme of work is set out lesson by lesson and each lesson usually has a **MyMaths** link attached to it for further reference. Alternatively, students can access a whole list of MyMaths links from the **MyMaths (A Level)** tab. There are two columns of MyMaths links: the first one gives explanations and has worked examples, while the second column (**OH**) is the **online homework** that has a series of questions for pupils to attempt. For the online homework questions, pupils can enter their login details if their teacher has provided them or they can access the questions by clicking **Next**. Once completed, pupils click on **Markit** to find out how they did. The login details for MyMaths are below:


Headmaster: Martin Pearman, MA(Oxon), CChem, FRSC

Address: Clothholme Road, Ripon, North Yorkshire HG4 2DG Telephone: (01765) 602647 Facsimile: (01765) 606388

Email: [admin@ripongrammar.co.uk](mailto:admin@ripongrammar.co.uk) Website: [www.ripongrammar.co.uk](http://www.ripongrammar.co.uk)







Re-founded 1555

# Ripon Grammar School

*Helping shape the future since 1555*



**Login:** ripongs  
**Password:** cylinder

## AS page on SharePoint

The **AS** page on SharePoint accompanies the A Level course topic-by-topic throughout the academic year, with students completing the **C1**, **C2** and **S1** modules. Further mathematicians should go to the **FM** page and click on the **FP1**, **M1** and **D1** modules. Each topic includes:

**Solomon Press Sheets:** worksheets of questions on specific topics. Teachers may choose to use these in class or set them as homework.

**Past paper questions:** sets of past paper questions that will help pupils become familiarised with the type and style of question asked in the AS examination. Again, this will help pupils when preparing for topic tests and examinations.

## Maths Challenge page on SharePoint

From the **Maths** page on SharePoint, clicking on the **Maths Challenge** link takes you to the UKMT page where we house some of our **extension material**. Teachers may set these as exercises for homework or do them in class. However, there is nothing stopping a pupil from doing them at home and then asking their teacher for the answers.

Junior – 1<sup>st</sup> and 2<sup>nd</sup> Form  
Intermediate – 3<sup>rd</sup>, 4<sup>th</sup> and 5<sup>th</sup> Form  
**Senior – Lower 6<sup>th</sup> and Upper 6<sup>th</sup>**

After completing the sheets for Lower 6<sup>th</sup>, a pupil can move on to the Upper 6<sup>th</sup> questions. Once all questions have been completed for a particular level, a pupil may wish to ask their teacher for the UKMT mentoring material – but be warned, this is not for the faint hearted.

If there is no access to SharePoint at home, a pupil can use the computers at school to get hold of the material. Of course, in addition to the above, pupils can always seek support from their teacher should they reach an immovable point. We hope you find what is detailed above useful as your child studies mathematics at Ripon Grammar School.

Yours sincerely,

Neil White, on behalf of the Mathematics department  
Head of Mathematics

**Headmaster:** Martin Pearman, MA(Oxon), CChem, FRSC

**Address:** Clothholme Road, Ripon, North Yorkshire HG4 2DG **Telephone:** (01765) 602647 **Facsimile:** (01765) 606388

**Email:** admin@riponggrammar.co.uk **Website:** www.riponggrammar.co.uk

